

Date: Sept. 11, 2013 - June 30, 2018

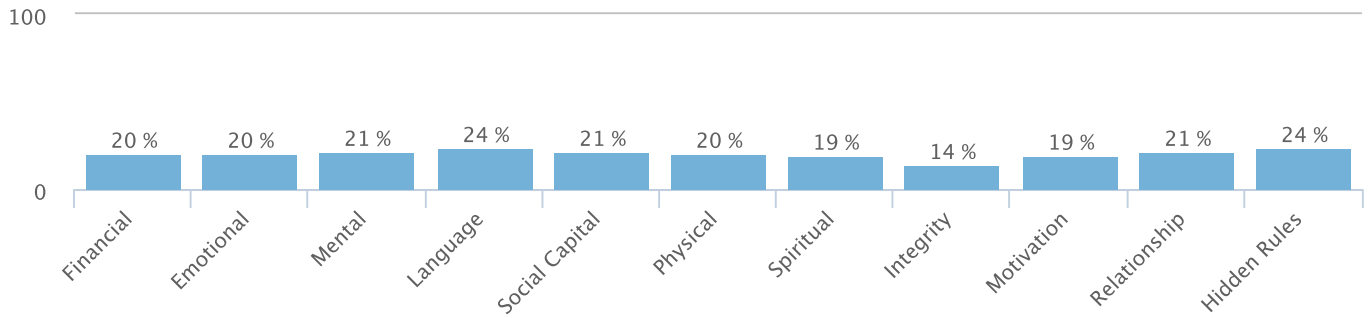
Network: ALL

State: ALL

Site: ALL

### Resource Increase by Graduates

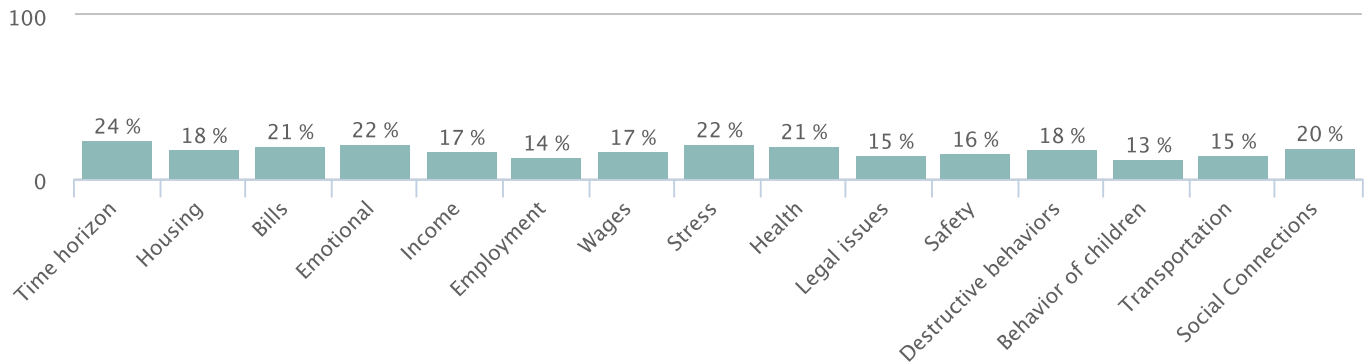
(baseline to most recent assessment – 392 Graduates)



Financial	Emotional	Mental	Language	Social Capital	Physical	Spiritual	Integrity	Motivation	Relationship	Hidden Rules
20%	20%	21%	24%	21%	20%	19%	14%	19%	21%	24%

### Stability Increase by Graduates

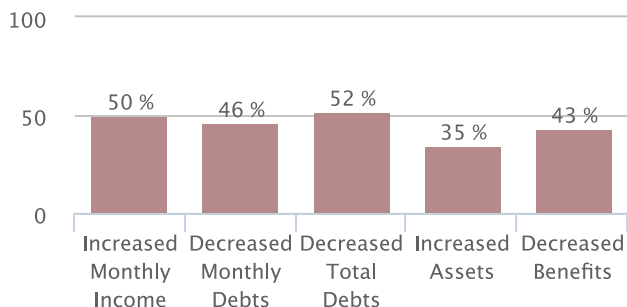
(baseline to most recent assessment – 342 Graduates)



Time horizon	Housing	Bills	Emotional	Income	Employment	Wages	Stress	Health	Legal issues	Safety	Destructive behaviors	Behavior of children	Transportation	Social Connections
24%	18%	21%	22%	17%	14%	17%	22%	21%	15%	16%	18%	13%	15%	20%

### ROI Indicators for Graduates

(baseline to most recent assessment – 140 Graduates)



	Baseline	Most Recent Assessment	Difference	Percentage of Difference
Increased Monthly Income	\$132,475	\$144,410	\$11,935	9 %
Decreased Monthly Debts	\$88,158	\$93,396	\$5,237	5 %
Decreased Total Debts	\$886,663	\$729,125	\$-157,538	-17 %
Increased Assets	\$427,835	\$420,428	\$-7,407	-1 %
Decreased Benefits	\$52,664	\$54,498	\$1,833	3 %