



Economic Research Service
U.S. DEPARTMENT OF AGRICULTURE

Household Food Security in the United States

Laura Hales and Madeline Reed-Jones
USDA, Economic Research Service

Presentation to National Council of the U.S. Society of St. Vincent de Paul, Inc.
December 21, 2023

“The findings and conclusions in this presentation are those of the author and should not be construed to represent any official USDA or U.S. Government determination or policy.”

Economic Research Service
www.ers.usda.gov



Outline

What is food security?

- Background and definitions of food security
- How food security is measured
- Main findings of annual food security report

Where can I find food security information and data?

- Raw data
- Food security statistics, reports and visualizations
- Other federal agency efforts to monitor food security
- Q & A

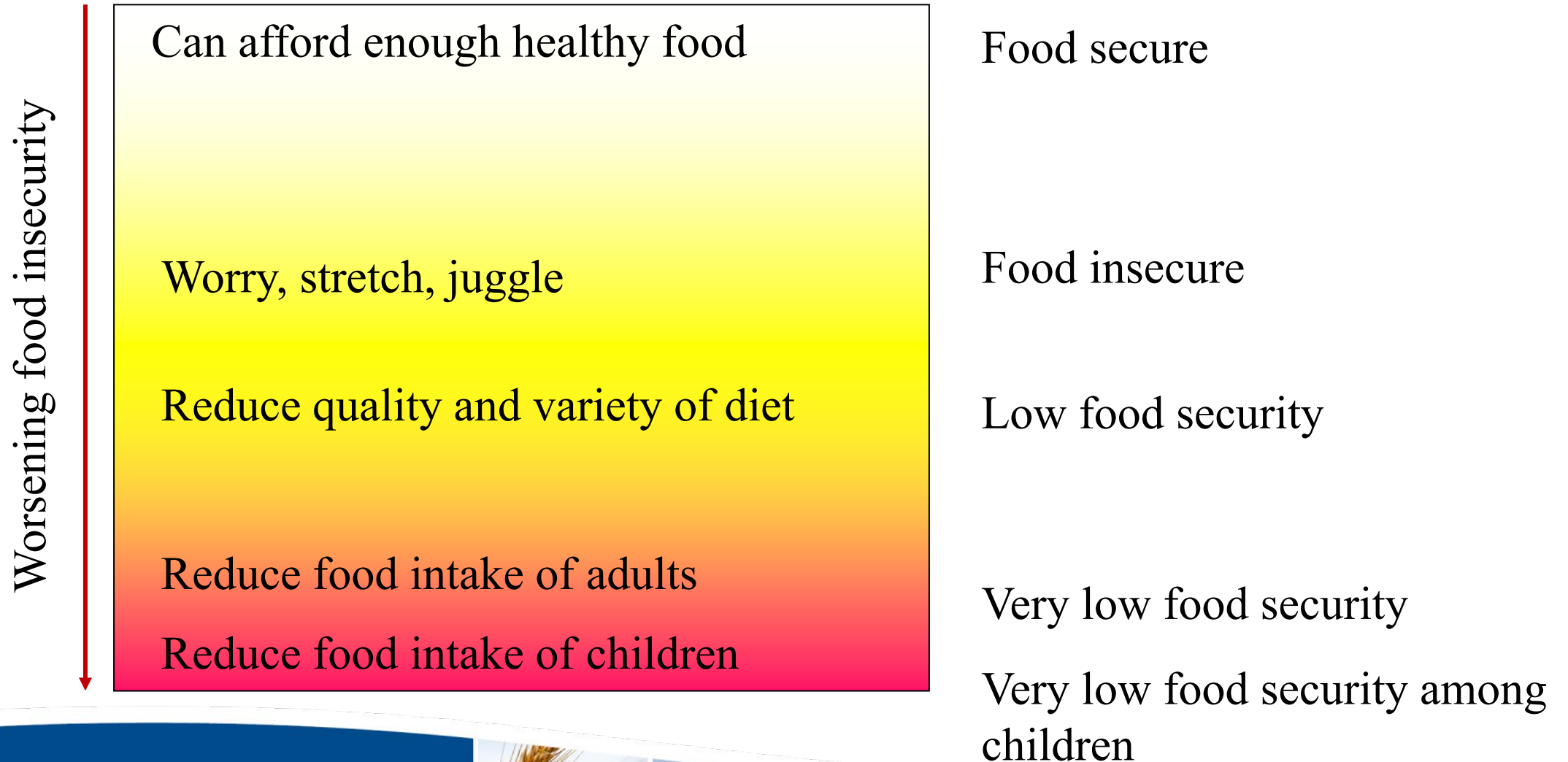


Food Security - Definitions

- **Food Security:** Access at all times to enough food for an active, healthy life for all household members.
- **Food Insecurity:** Unable, at some time during the year, to provide adequate food for one or more household members because of a lack of resources.
 - **Very Low Food Security:** Normal eating patterns of some household members were disrupted at times during the year and their food intake reduced because they could not afford enough food.



How is Food Security Measured?



Examples of Food Security Survey Module Questions

Worsening food insecurity

“We worried whether our food would run out before we got money to buy more.” Was that often, sometimes or never true for you in the last 12 months?

“We couldn’t afford to eat balanced meals.” Was that often, sometimes or never true for you in the last 12 months?

In the last 12 months, did you ever cut the size of your meals or skip meals **because there wasn’t enough money for food?**

In the last 12 months, did you ever not eat for a whole day **because there wasn’t enough money for food?**



Annual Food Security Supplement

- **Current Population Survey (CPS)**
 - Conducted by U.S. Census Bureau
 - About 40,000 households
 - Representative of U.S. civilian households
 - Source of employment and poverty statistics
 - High quality survey: sample, field staff, data management
- **Food Security Supplement of the CPS**
 - Sponsored by USDA, Economic Research Service
 - Conducted annually in December since 2001 (fielded in other months 1995–2000)
 - Revised in 2022 based on extensive cognitive testing and consultations with USDA, ERS stakeholders.



Annual Food Security Report

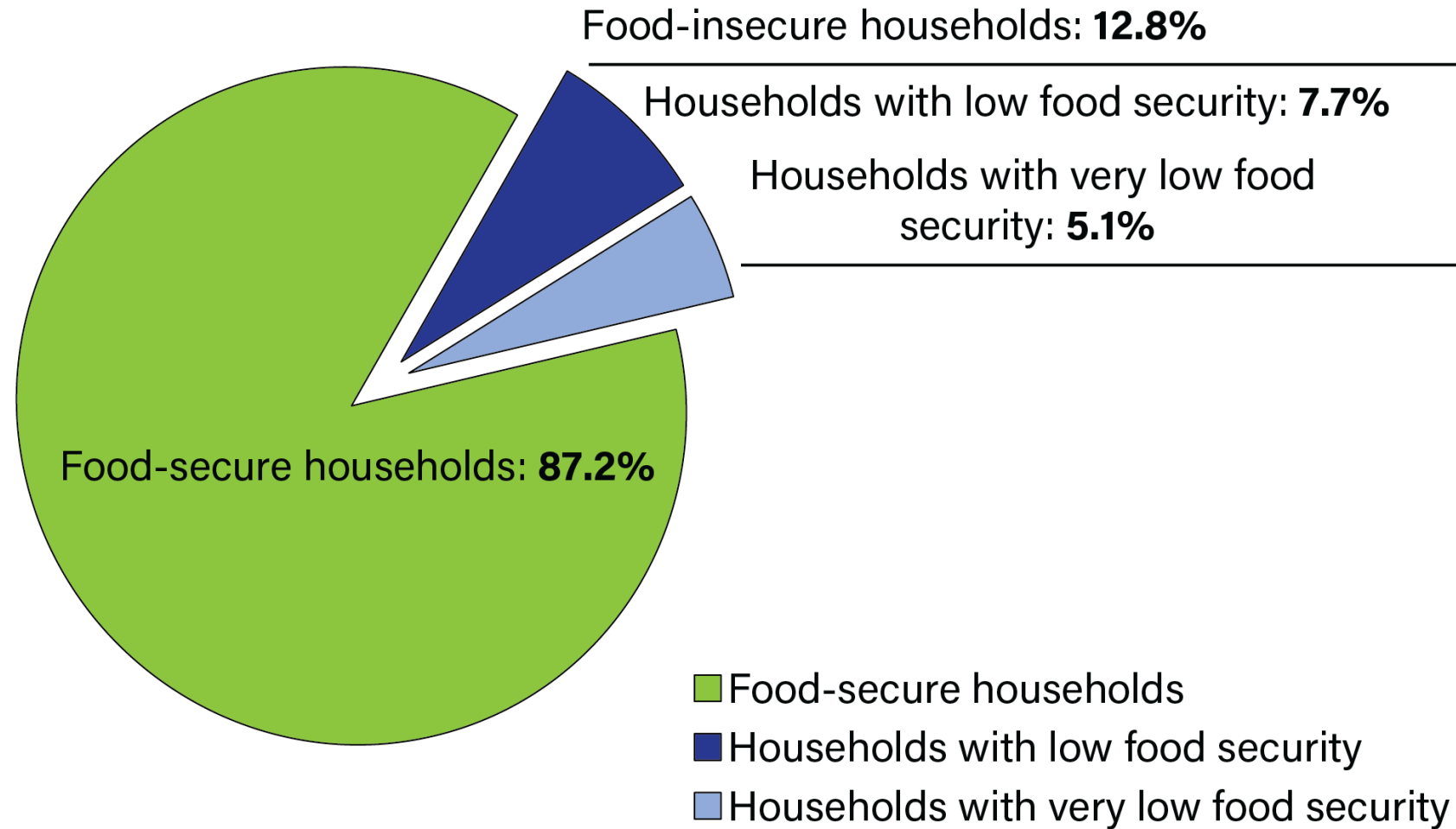
Key Finding:

Food insecurity in 2022 increased from 2021 and 2020 for most U.S. households

- Food insecurity affected 12.8 percent of U.S. households (17.0 million households) in 2022, an increase from 10.2 percent in 2021 and 10.5 percent in 2020.
- The prevalence of food insecurity and very low food security increased from 2021 to 2022 for nearly all subgroups of households.
- Children were food insecure at times during 2022 in 8.8 percent of U.S. households (3.3 million households), up from 6.2 percent in 2021 and 7.6 percent in 2020.



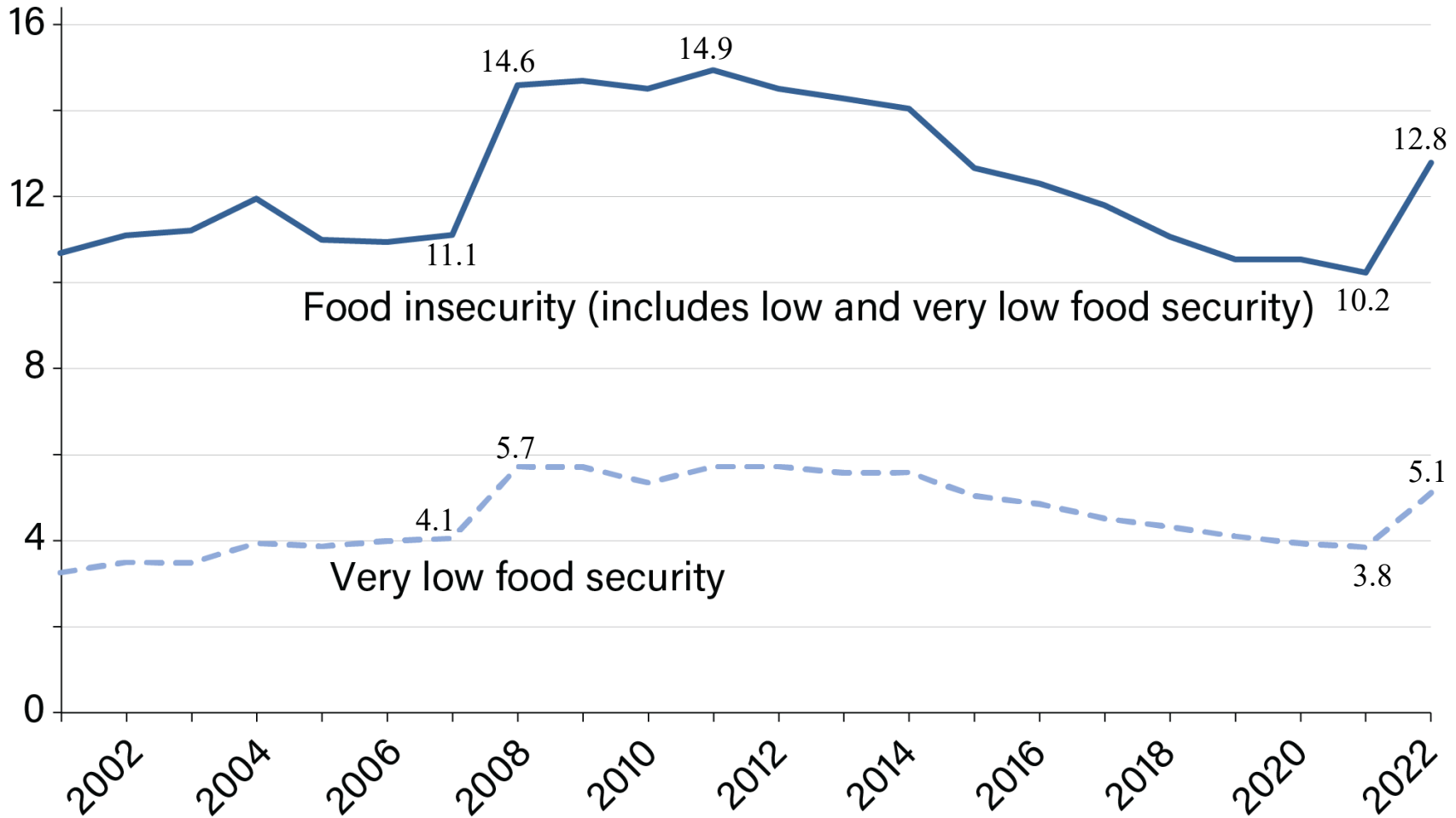
U.S. households by food security status, 2022



Source: USDA, Economic Research Service using data from U.S. Department of Commerce, Bureau of the Census, 2022 Current Population Survey Food Security Supplement.

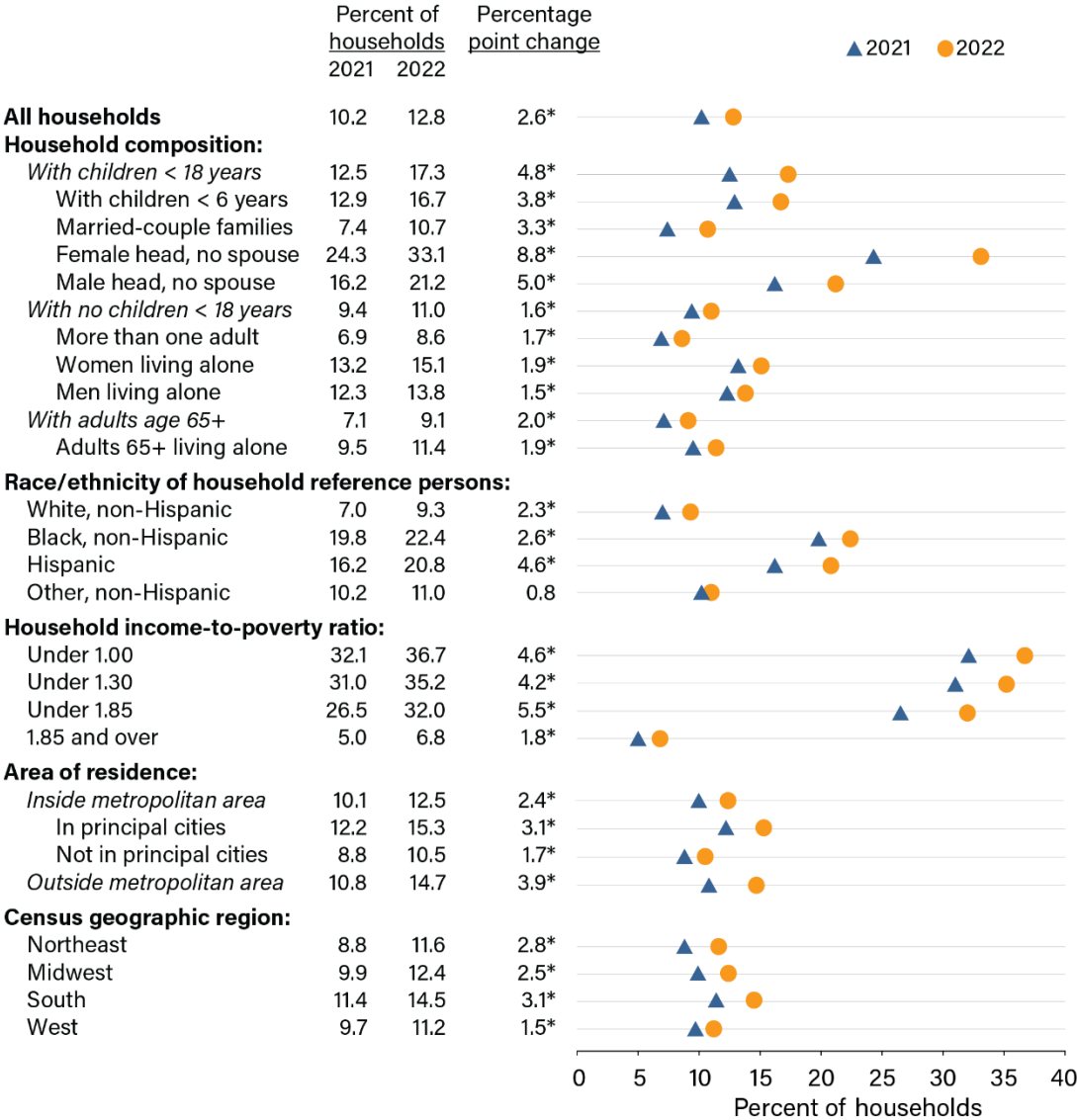
Trends in prevalence rates of food insecurity and very low food security in U.S. households, 2001-2022

Percent of U.S. households



Source: USDA, Economic Research Service using data from U.S. Department of Commerce, Bureau of the Census, Current Population Survey Food Security Supplements.

Prevalence of food insecurity, by selected household characteristics, 2021 and 2022



Notable large year-over-year increases in food insecurity:

Households with children (17.3 percent)

Single mother (33.1 percent) and single father households (21.2 percent)

Households with adults aged 65 and older (9.1 percent)

Nonmetropolitan (rural) households (14.7 percent)

*An asterisk indicates change is statistically different from zero at the 90-percent confidence level (t > 1.645).

Source: USDA, Economic Research Service using data from U.S. Department of Commerce, Bureau of the Census, 2021 and 2022 Current Population Survey Food Security Supplements.

Food Security Among Children - Definitions

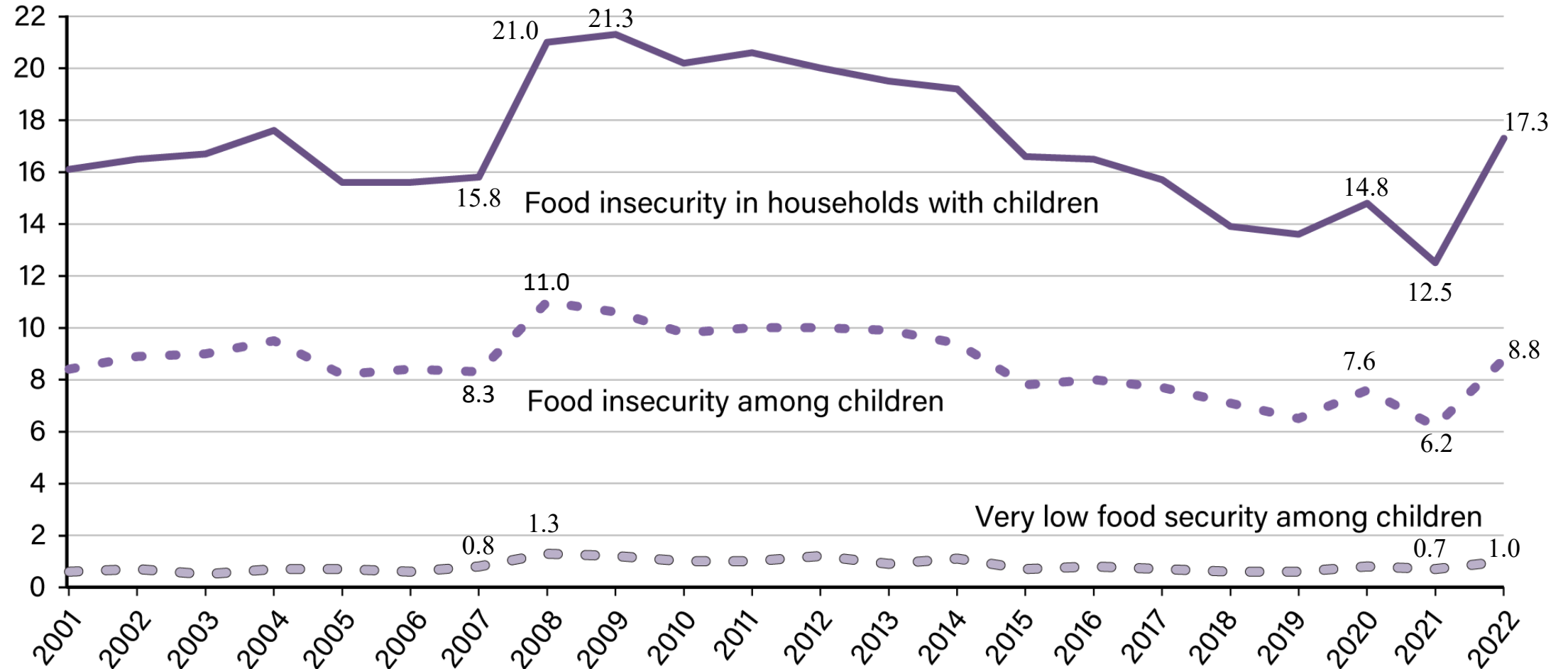
Parents often protect their children from food insecurity even when the parents themselves experience reduced dietary quality and intake. In some food-insecure households only adults are food insecure.

- **Food Insecurity Among Children:** Households that were unable, at some time during the year, to provide adequate, nutritious food for their children.
 - **Very Low Food Security Among Children:** Caregivers reported that children were hungry, skipped a meal, or did not eat for a whole day because there was not enough money for food.



Trends in Food Insecurity in U.S. Households with Children, 2001 – 22

Percent of households with children



Source: USDA, Economic Research Service using data from the Current Population Survey Food Security Supplement.

Questions about food security?

How to Access Food Security Raw Data

1. Census Bureau

https://www.census.gov/data/datasets/time-series/demo/cps/cps-supp_cps-repwgt/cps-food-security.html

Within Data

Data Tools and Apps

Datasets

Developers

Errata Notes

News

Related Sites

Software

Tables

Visualizations

Food Security

Usage Instructions for Household Replicate Weights (MS Word)

Usage Instructions for Person Replicate Weights (MS Word)

2022 2021 2020 2019 2018 More ▾

2022

 December 2022 Food Security Technical Documentation [1.64 MB]

Share:



Related Information

CPS Supplement and Replicate Weights


Current Population Survey Datasets

CPS Supplement

Data Files

 DOS/Windows [12 MB]

 GNU gzip [12 MB]

 CSV [173 MB]

Replicate Weight

 SAS Input Statements [<1.0 MB]

Data Files

 DOS/Windows [21 MB]

 GNU gzip [25 MB]

 CSV [173 MB]

How to Access Food Security Raw Data

2. NBER


Note for all CPS supplements (may or may not apply to this specific supplement): For 2000-Census based weights, 2002 NAICS-based industry codes, 2000 SOC-based occupation codes, and revised class of worker and union variables for 2000-2002 the CPS files, please visit [CPS Extracts](#). Several major changes affected the 2003 CPS. For more information about the changes, please visit [CPS Extracts](#).

Key: [.zip = Data files] [.pdf, .doc, .txt = Documentation files] [.ddf = Catalogue files]

Year	Apr	Aug	Sep	Dec
1995	.zip .pdf	-	-	-
1996	-	-	.zip .pdf .ddf	-
1997	.zip .pdf .ddf	-	-	-

<https://www.nber.org/research/data/current-population-survey-cps-supplements-food-security>

2. IPUMS



DATA CART
YOUR DATA EXTRACT
0 VARIABLES
0 SAMPLES

HOME | SELECT DATA | MY DATA | SUPPORT

SELECT SAMPLES

SELECT VARIABLES
HOUSEHOLD PERSON A-Z SEARCH

☒ HARMONIZED VARIABLES
☐ UNHARMONIZED VARIABLES

DISPLAY OPTIONS

HELP

AN "X" INDICATES THE VARIABLE IS AVAILABLE IN THAT DATASET.

« Previous

1

2

3

4

Next »

FOOD SECURITY SUPPLEMENT VARIABLES -- HOUSEHOLD (GROUP CONTINUED ON NEXT PAGE...) [TOP]

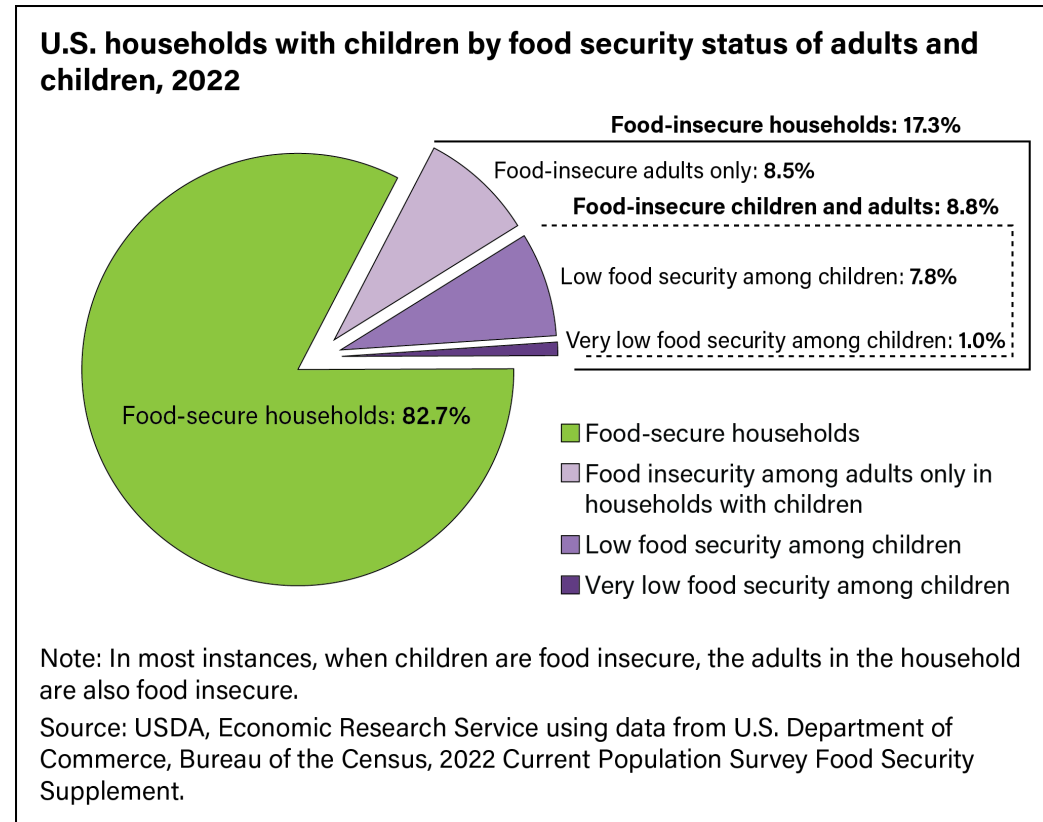
Add to cart	Variable	Variable Label	Type	Oct 23	Sep 23	Aug 23	Jul 23	Jun 23	May 23	Apr 23	ASEC 23	Mar 23	Feb 23	Jan 23	Dec 22	Nov 22	Oct 22	Sep 22
+	FSUPINT	Household completed food security supplement	H	-	-	-	-	-	-	-	-	-	-	-	-	-	-	-
+	FSHWTSCALE	Household food security status weight	H	-	-	-	-	-	-	-	-	-	-	-	-	-	-	-
+	FSSTATUS	Household food security scale	H	-	-	-	-	-	-	-	-	-	-	-	-	-	-	-
+	FSRAWSCR	Household raw food security score	H	-	-	-	-	-	-	-	-	-	-	-	-	-	-	-
+	FSSTATUSD	Detailed Household food security scale	H	-	-	-	-	-	-	-	-	-	-	-	-	-	-	-
+	FSSTATUSA	Adult food security status, 12-month	H	-	-	-	-	-	-	-	-	-	-	-	-	-	-	-
+	FSSTATUSC	Child food security status, 12-month	H	-	-	-	-	-	-	-	-	-	-	-	-	-	-	-
+	FSSTATUS95	Household food security common scale	H	-	-	-	-	-	-	-	-	-	-	-	-	-	-	-
+	FSRAWSC95	Household food security raw count (common)	H	-	-	-	-	-	-	-	-	-	-	-	-	-	-	-
+	FSRAWSCRA	Adult raw food security score	H	-	-	-	-	-	-	-	-	-	-	-	-	-	-	-
+	FSRAWSCRC	Child raw food security score, 12-month	H	-	-	-	-	-	-	-	-	-	-	-	-	-	-	-
+	FSRASCH	Household rasch food security score	H	-	-	-	-	-	-	-	-	-	-	-	-	-	-	-
+	FSRASCHA	Adult rasch food security score, 12-month	H	-	-	-	-	-	-	-	-	-	-	-	-	-	-	-

<https://cps.ipums.org/cps-action/variables/group?id=h-foodsec foodsec>

How to Access Food Security Statistics

ERS food security web pages:
static graphs

<https://www.ers.usda.gov/topics/food-nutrition-assistance/food-security-in-the-u-s/key-statistics-graphics/>



[Embed this chart](#)

[Download larger size chart \(2048 pixels by 1618, 144 dpi\)](#)

[Download chart data](#)  in Excel format.

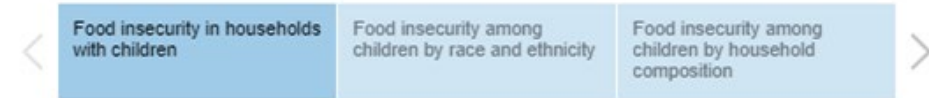


Economic Research Service
www.ers.usda.gov



How to Access Food Security Statistics

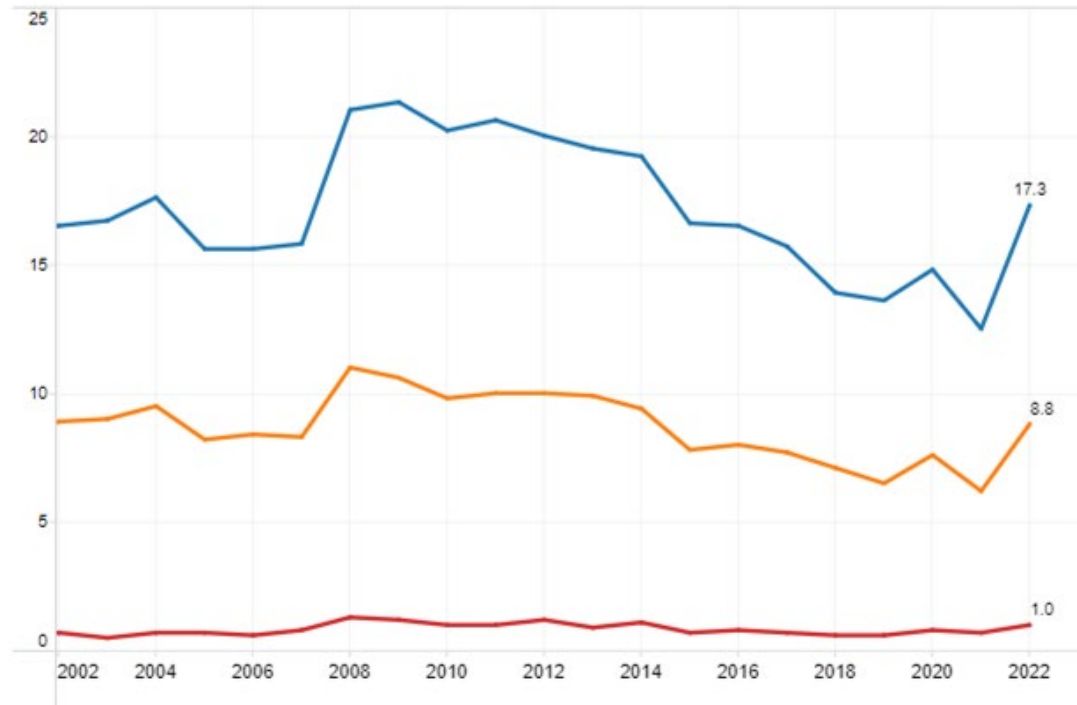
Trends in food insecurity in U.S. households with children



Trends in food insecurity in U.S. households with children, 2001–22

[Food Security Data file](#)  

Percent of households with children



ERS food security web pages:
interactive graphs

<https://www.ers.usda.gov/topics/food-nutrition-assistance/food-security-in-the-u-s/interactive-charts-and-highlights/>



Economic Research Service
www.ers.usda.gov



Source: USDA, Economic Research Service calculations using Current Population Survey Food Security Supplement data.

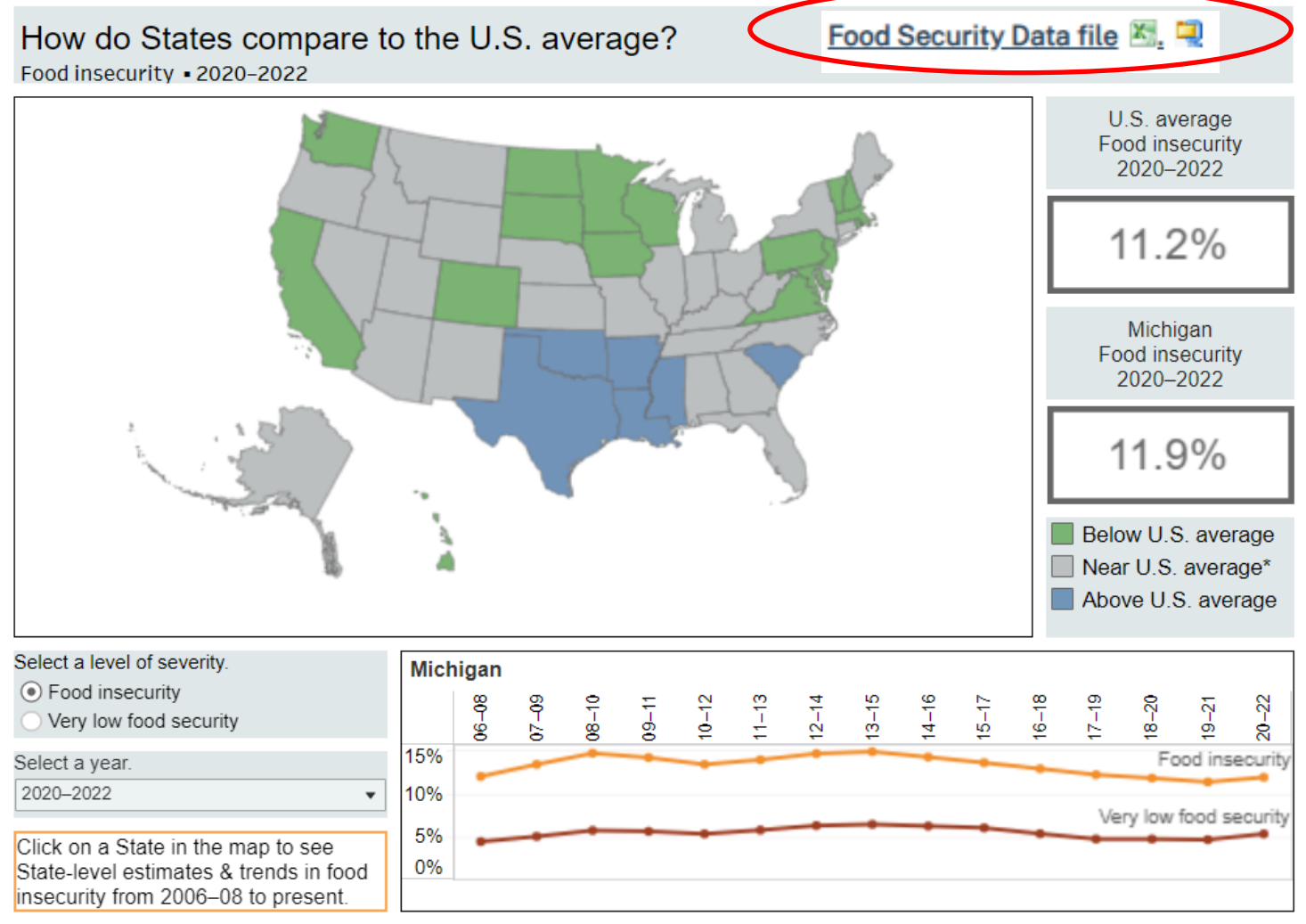
■ Food insecurity in households with children
■ Food insecurity among children
■ Very low food security among children



How to Access Food Security Statistics

ERS food security web pages:
interactive graphs

<https://www.ers.usda.gov/topics/food-nutrition-assistance/food-security-in-the-u-s/interactive-charts-and-highlights/>




Economic Research Service
www.ers.usda.gov



Other Food Security Resources

1. America's Children



Federal Interagency Forum on Child and Family Statistics

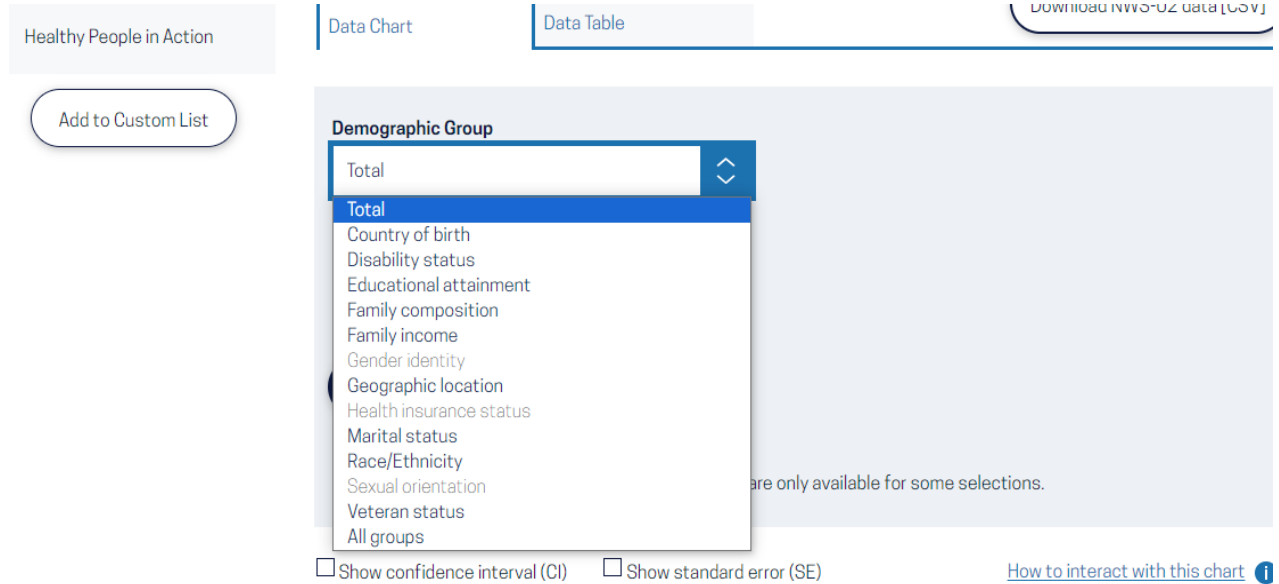
America's Children in Brief, 2022 highlights selected special feature indicators related to COVID-19 to address the impact of this pandemic on child and family well-being.

America's Children in Brief: Key National Indicators of Well-Being, 2022



<https://www.childstats.gov/>

2. Healthy People 2030



Very low food security among children in the past 12 months, 2018-2021

Decrease desired

Total Target: 0.00



Other Food Security Resources

3. Feeding America's Map the Meal Gap

<https://map.feedingamerica.org/>

Food Insecurity among Overall (all ages) Population in the United States

Click or touch on the map, or use the search bar to start exploring

Search

State, County, or Food Bank

Demographic

Overall (all ages)

Map Type

County

District

Year

2021

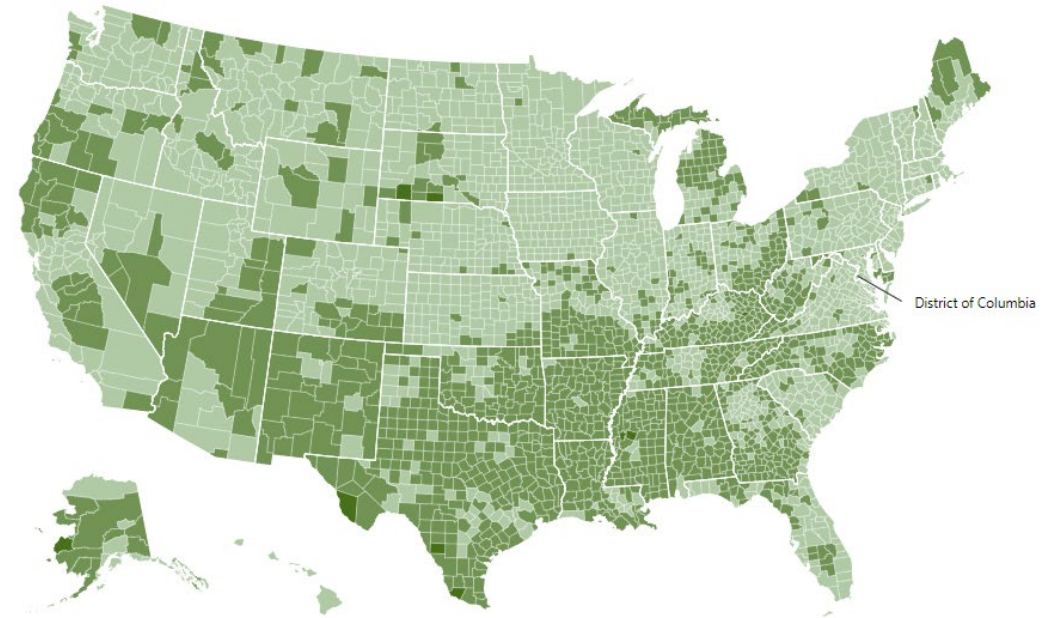
2020

2019

2018

2017

The United States



Economic Research Service
www.ers.usda.gov



Questions about data access?



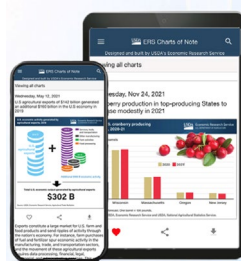
Economic Research Service
www.ers.usda.gov




Like, Share, & Follow ERS



www.ers.usda.gov



[www.ers.usda.gov/
data-products/charts-of-note](http://www.ers.usda.gov/data-products/charts-of-note)



@USDA_ERS



[linkedin.com/company/
usda-economic-research-service](https://linkedin.com/company/usda-economic-research-service)

Subscribe to Weekly E-mail Notifications: www.ers.usda.gov/subscribe

Learn About Careers at ERS: www.ers.usda.gov/about-ers/careers-at-ers



Economic Research Service
www.ers.usda.gov

